



SLIDING DOOR SYSTEMS

HATCH

Bottom rolling sliding hardware for display cabinets, bookcases and hatches

FEATURES:
 .. QUIET ROLLING ACTION
 .. WOOLPILE TOP GUIDING

SPECIFICATIONS:

Hardware fits 6mm glass
 Max panel mass: 20kg
 Max panel height: 1000mm
 Max panel width: 1000mm
 GLASS PANEL SIZE MUST NOT EXCEED 1 sq.m.

COMPONENTS

- H201 Anodised aluminium double top channel complete with brush woolpile
 - H202 Anodised aluminium double bottom track
 - H203 Anodised aluminium shoe rail
 - H204 Hatch ball-bearing bottom roller
 - H205 Black rail end cap
 - H207 Glazing strip
 - H206 Chrome or black powdercoated pin lock with 2 keys (handed)
 - H208 Chromed finger-pull
- STANDARD FINISH IS NATURAL ANODISED. OTHER FINISHES ARE AVAILABLE ON SPECIAL ORDER. TOP CHANNEL, BOTTOM TRACK AND SHOE RAIL ARE AVAILABLE IN 6m LENGTHS.

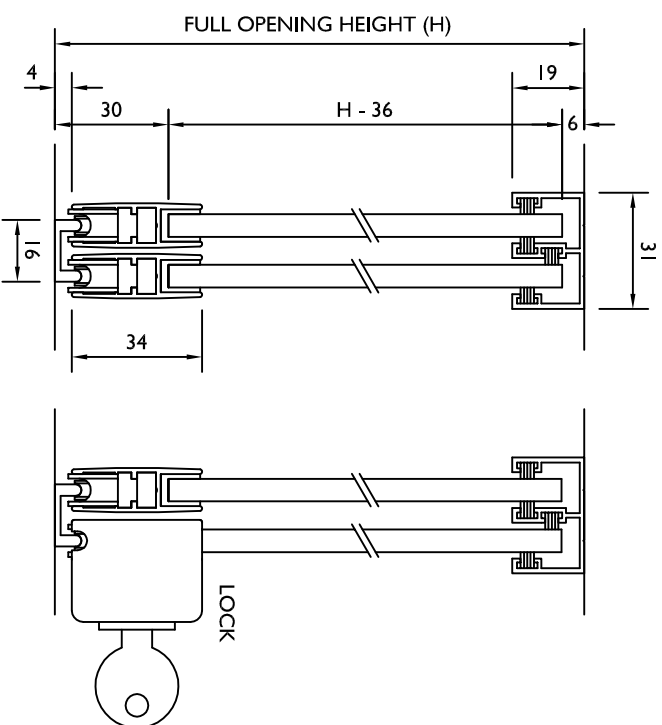
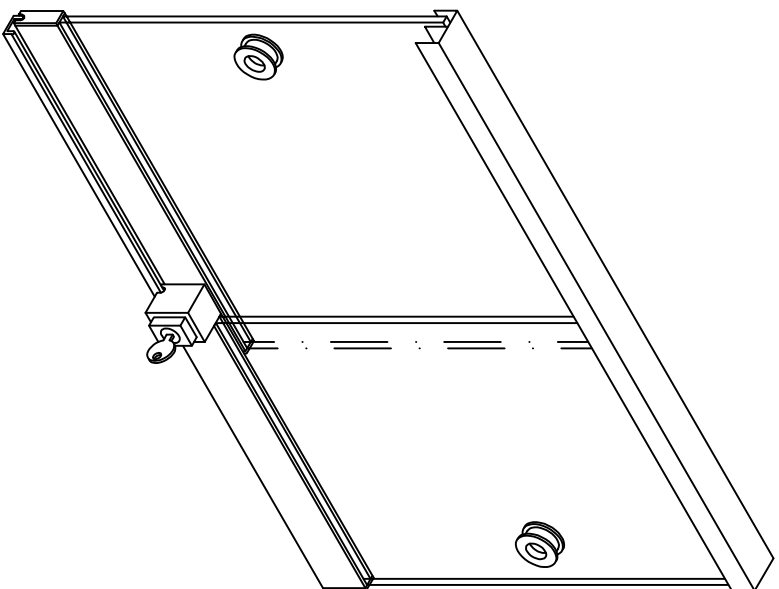
HATCH PACKED SETS

- HH4 - for 2 panels in 1200mm opening
- HH5 - for 2 panels in 1500mm opening
- HH6 - for 2 panels in 1800mm opening

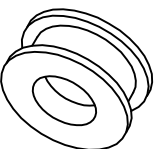
SIZE CALCULATION FOR EACH GLASS PANEL

Height = Full opening height (H) - 36mm
 Width = Half of full opening + 20mm

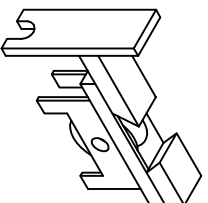
Hillaldam Coburn Systems (Pty) Ltd
 P O Box 4664, Johannesburg 2000,
 South Africa
 Tel: (+2711)493 6515,
 Fax: (+2711)493 1463,
 Email: info@hillaldam.co.za
 Web: www.hillaldam.co.za



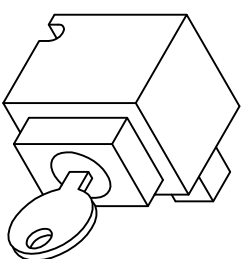
SECTION THROUGH CHANNELS, TRACK AND GLASS
 SCALE: 1:2



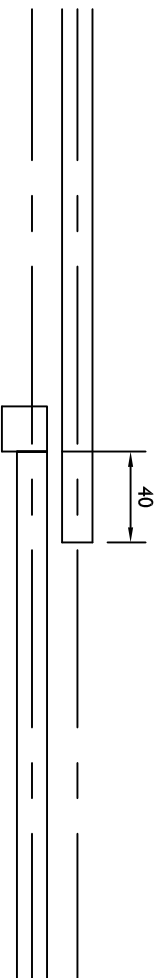
FINGER PULL
 (22mm DIA HOLE
 IN GLASS)



ROLLER AND
 END CAP



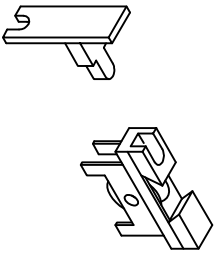
HATCH LOCK
 (HANDED)



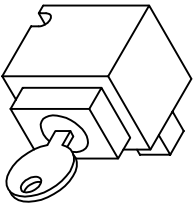
PLAN OF 2 PANELS BIPASSING SHOWING OVERLAP OF 40mm

HATCH FITTING GUIDE

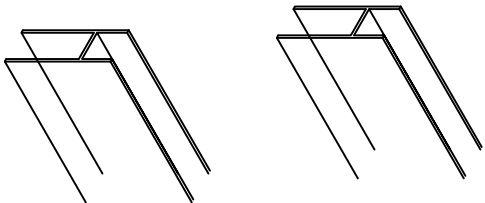
ASSEMBLY OF END CAP,
BOTTOM ROLLER AND
SHOE RAIL



ASSEMBLY OF LOCK, BOTTOM
ROLLER AND SHOE RAIL



ASSEMBLY OF GLASS AND RAIL
- STRETCH H207 GLAZING STRIP
OVER BOTTOM EDGE OF GLASS,
PUSH ON THE RAIL AND TRIM
SURPLUS WITH A KNIFE



H208 FINGER
PULL
- DRILL 22mm
HOLE IN GLASS

